


Unique visual quality



Precise joint



Wall cladding



Wall cladding - drilled profil



Roof soffit



Floor cladding

Modern design
**QUICKLY
& EASILY**

Wide range of applications in interiors and covered exteriors

- wall and floor cladding
- ceilings & trusses
- reconstructions
- offices & shops
- schools & kindergartens

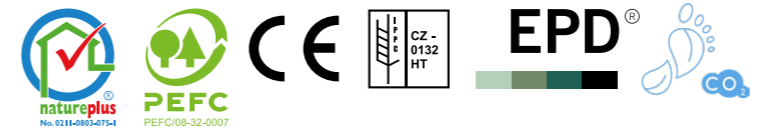
NOVATOP

www.novatop-easyboard.com

Manufacturer: AGROP NOVA a.s.
Ptenský Dvorek 99 • 798 43 Ptení
Czech Republic
novatop-swp@agrop.cz



Manufacturer Certifications



Information



Download



V: 11/25

EASY BOARD

EASY BOARD

It's really easy with EASY

EASY BOARD is a new special series of 3-layer panels with a tongue, a groove and a chamfered edge, which are characterized by an attractive final surface, imitating the modern look of visual CLT panels. A wide range of finishes, including brushing, drilling, milling and glazing paints of various shades, opens up many possibilities for both interior and exterior applications. Precise machining and accurate joints guarantee top quality. The cross-glued composition of the panel eliminates twisting and bending.

Working with EASY panels is not only simple, but also brings perfect results. EASY BOARD is synonymous with simplicity, speed and modern design in the world of contemporary construction materials.

Assortment

3-layer panel

Standard thickness (mm): 19 (6-7-6), 27 (6-15-6), 27 (9-9-9)

hinig: tongue, groove, chamfered edge / 4 sides

Wood: Spruce (melamine, PVAC adhesive), Fir (PVAC adhesive)

Quality: Premium, Base

Packaging: 48 or 32 pcs

Type

- > Basic panel
 - > Brushed panel
 - > **Drilled profiles:** \varnothing 8/16-16, \varnothing 10/32-32, \varnothing 16/32-32, S/L (fir only) – combined grooving / drilling (\varnothing indicates the drilling diameter, the data after the slash indicates the distance between the holes)
- Drilled profiles can be supplemented with a black Fibertex absorber on the non-visual side.

Format

Standard format (mm):

Brutto: 625 x 2500, 625 x 3000, 1250 x 5000

Netto: 615 x 2490, 615 x 2990, 1240 x 4990



Advantages

- > Precise joints
- > Unique visual quality
- > A wide range of products
- > Dimensional stability and high strength
- > Easy handling and assembly

Surface treatment

Interior and covered exterior:

Water-soluble glazing paint, UV stable – various options depending on the type of supplier (Adler, Sherwin). We offer three basic shades (natural, with smaller or a greater proportion of white pigment).



PREMIUM quality

Visual side:

Visual furniture quality, closed and puttied surface, without discolouration, repaired with branch knots, sanded, machined with ± 0.2 mm precision

Back side:

Non-visual quality with acceptable defects

BASE quality


Visual side:

Lower visual quality requirements, allowed chipped knot or lamella, machined with ± 0.5 mm precision


Back side:

Non-visual quality with acceptable defects


DRILLING



Profile 8/16-16



Profile 10/32-32



Profile 16/32-32

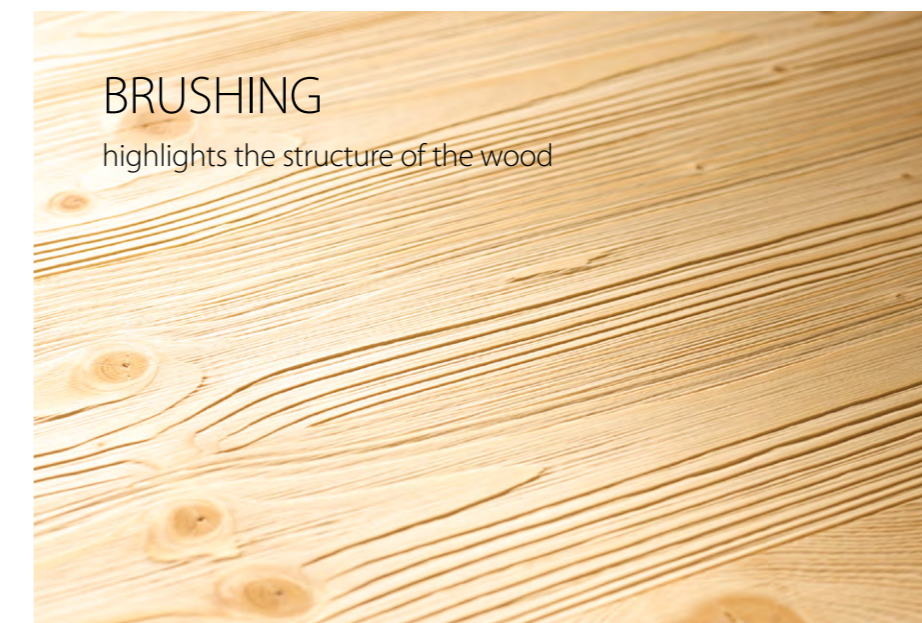
Drilled profiles can be supplemented with a black Fibertex absorber on the non-visual side a view from the rear



S/L Profile – visual side: the 4/12 grooving, back side: the 16/32-32 drilling

BRUSHING

highlights the structure of the wood



ASSEMBLY INSTRUCTIONS




Simple construction



Precise joints



Precision machining



Top visual quality